

Yuasa Ultra Extended Life Series VRLA Battery, 15 Years Design Life

Since 1984, the Yuasa UXL series battery has established a reputation as a very reliable power source. These batteries are designed to meet the growing request for longer life and higher reliability. Constructed with special electrolyte separators, the Yuasa UXL battery is guaranteed to have no 'free acid'. This feature allows the battery to be mounted either vertically or horizontally.

- 15 Year Design Life
- Non-Spillable Battery (No Free Acid)
- Gas Pressure Venting System
- No Equalising Charge Required

General Performance

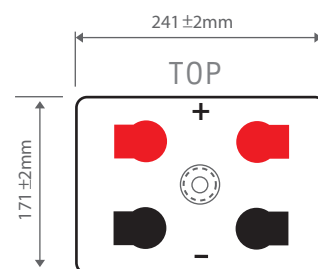
Battery	UXL 550-2	
Application	Floating	
Design Life	15 Years	
Nominal Capacity	500Ah	
Actual Capacity at 25°C	1 hour rate to 1.70V	303Ah
	3 hour rate to 1.70V	405Ah
	10 hour rate to 1.85V	472Ah
	10 hour rate to 1.80V	500Ah

Electrolyte

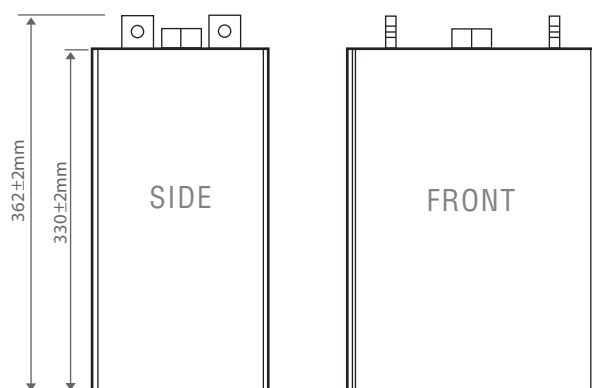
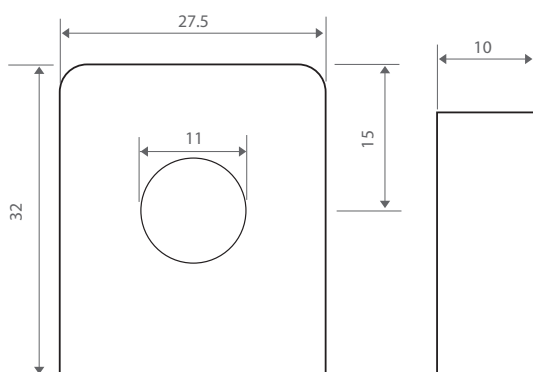
Fully charge density at 25°C	1.260
Density Range	1.250-1.270
Gelled/Absorbed	Absorbed
Mounting Orientation	Vertical/Horizontal

Plates

Positive Plates:	
Number/cell	20
Type	Flat Pasted
Material of grid	Calcium Lead Tin
Thickness	4.5mm
Negative Plates:	
Number/cell	21
Type	Flat Pasted
Material of grid	Calcium Lead Tin
Thickness	2.6mm



Terminal Type - M10



Yuasa Ultra Extended Life Series VRLA Battery, 15 Years Design Life

Physical Properties

Separators	
Type	Glass Mat
Is glass fibre included?	Yes
Thickness	2.1mm
Container & Cover Materials	
Cell Material, Colour	Acrylonitrile Butadiene Styrene ABS/Grey
Battery Material, Colour	Acrylonitrile Butadiene Styrene ABS/Grey
Flame Retardant	Yes - UL 94V0
Safety Vent Operational Pressure	20kPA
Dimensions:	
Width	171mm ± 2
Depth	241mm ± 2
Height	330mm ± 2
Overall Height	362mm ± 2
Battery Weight (kg)	38kg

Electrical Properties

Self Discharge Rate @ 25°C	<3% / mth		
Normal Charge (Amperes)	50A		
Max. Charge (Amperes)	50A		
Max. Sustained Current without damage (discharging)	2500A~5 sec		
Internal Resistance (mOHMS)	0.3 mΩ		
Volts End of Charge	2.23Vpc		
	20°C	25°C	30°C
Float Voltage	2.25 Vpc	2.23 Vpc	2.22 Vpc
Float Current (mA)	<500mA	<500mA	<500mA
Initial Short circuit current (A)	~7400A		
Efficiency at 10 hour rate (%):			
Ampere-Hour	>90%		
Watt-Hour	>80%		

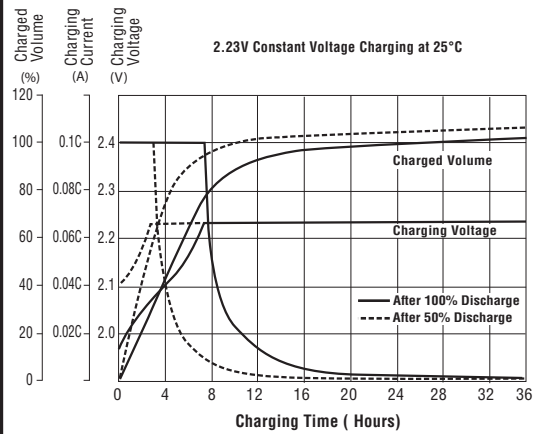
Torque Setting

Terminal Torque Setting	14.7 - 19.6 N.m.
-------------------------	------------------

Compliant Standard

Manufacturing Standard	JIS C8704-2: 1999
------------------------	-------------------

Charging Characteristics



Discharge Characteristics Curves at 25°C

